

Kantha Embroidery



Studio Session 1 - Feb. 25, 26, 27 (3 days)

10 am - 5 pm

Session 2 - Online : Mar. 18 - 10:30 - 12:30

Completed Items

1. Portfolio of Stitched Samples
2. Sketchbook for design and documentation
3. Short Historic Study of Kantha Embroidery
4. Contemporary individual finished item with samples

Course Fee: \$495.00



© Penny Peters - Refugees


From: The Level 2 Course of Stitch and Design *Anyone with interest qualifies to apply*

Traditional Kantha Embroidery

Penny and I will have our collection of traditional Kantha Embroidery at the studio. Students will be able to photograph and sketch them as well.



From Penny Peter's collection



Kantha Embroidery from Bengal, photographed at Victoria and Albert Museum, London, U.K.

Kantha Embroidery Course Aims

- Develop an individual *Portfolio of Stitched Kantha Samples*
- Create a customized library of stitches and effects using a few thread types
- Gain a working knowledge of fabrics and threads suitable for stitchery
- Gain knowledge of the tools and equipment
- Explore and experiment with stitch learning how to integrate design, color and stitch for innovative effects
- Develop a stitch sketchbook to explore and display ideas
- Develop structured work methods
- Derive inspiration and design ideas from historical and contemporary stitch studies

Anyone with interest qualifies to apply.



© Katherine Kasony– Quinn



© Liz_Anne Jonassen

From our **Kantha Embroidery Gallery**

The main focus of this course will be on a number of different types of Stitches that can be used when doing Kantha Embroidery. You will work a set of samples that show imaginative ways to stitch on different fabrics. Our collection of historic embroideries will show excellent examples for inspiration. Simple design skills will be shown how to interpret your own ideas into stitch. In addition to 3 days at the studio, an online session will provide backup for students and their embroideries in progress. A complete set of Kantha student notes will be sent to students in PDF format. *Gail*



©Patricia Ross




© Bobbie Herrick

From our **Kantha Embroidery Gallery**




©Marilyn Olsen



© Lexa Shaw

Kantha Embroidery



© Maureen Goldsmith

Gail Harker, LCGI,

Gail is a Canadian who resided for nearly 20 years in Britain, until returning to the US in 1995. She moved to Britain in 1976 with her American husband and family. She studied art in Canada, England and Scotland. She completed both Parts 1 and 2 (Diploma) of the City & Guilds Design and Embroidery course with *Distinction* in both parts. She was awarded the Senior Award of Licentiatehip (LCGI) by the City & Guilds Institute. Gail has previously taught City & Guilds Embroidery courses, and was, for many years, a City & Guilds External Verifier for various colleges in Great Britain. She has authored five books: *Embroidery Skills: Machine Embroidery* (published internationally in five languages), *Fairy Tale Quilts and Embroidery*, *Christmas Stitches*, *Creative Machine Embroidery* and *Tassel Making*. She is a contributing author to: *Starting to Stitch Creatively* (Batsford and the *Merehurst Book of Needlework*. Since moving to the United States she has directed and taught at the Arts Center she founded in Washington State - Gail Harker Center for Creative Arts. She has taught Certificate and Diploma Courses in Design and Embroidery to hundreds of students from all parts of North America.

My Approach to Hand Embroidery

My approach to hand embroidery developed through my own experience teaching design, textile and extended certificate courses to a variety of people over 30 years in the U.K., U.S. and Canada. The needle is similar to a fine pen or pencil - in other words, an art tool. It is possible to create designs on all types of fabrics and papers. The visual effects are so exciting and limitless.

Penny Peters, holds a BA from UC Davis in

Social Studies and the Arts. In

2004 she added the City & Guilds Diploma in Design and Embroidery to her other City & Guilds Certificates. Her deep professional and personal commitment to education drive her continued study in Art, Design and Stitch. She assists in a number of capacities at our center, notably teaching, demonstrating and coaching students in her area of specialty, Design and Hand Stitch.



© Dianne Corso

Kantha Embroidery Gallery



©Sheila Asdal



© Ruth Lane

Kantha Embroidery

Course Fees, Charges, Payment, Terms and Conditions

Responsibility

Submission of the signed course registration form constitutes the student's acceptance of all terms and conditions stated in the information supplied, and agreement that the Gail Harker Center for Creative Arts cannot be held responsible or liable to students for any act of omission, or for any injury, illness, death, loss, accident, delay or irregularity which may be occasioned during the conduct of any course of study.

Refund Policy

Refunds will be made under the following circumstances:

A refund of 75% of fees paid will be made upon written application received at Gail Harker Center for Creative Arts no later than 45 days prior to the start of the first session.

- All fees will be refunded if for any reason the class is canceled before the start date.
- If, for any reason sessions are cancelled after the course has begun, refunds will be prorated based on instructional time completed versus time remaining
- Refunds will not be made under the following circumstances: No money will be refunded for sessions not attended. No refunds will be made to any student who resigns during the course.

Student Costs - Art and other Materials

Students are financially responsible for purchasing all art materials and tools needed for this course. Guidance shall be provided for the basic materials required. A short list of other materials that students need to purchase will be sent in advance of the course. Lab Materials - A lab fee for supplies available at the studio will be required.

This Class is open to all. It is part of the **Level 2 Course of Stitch and Design**. If you are registering for it as a stand alone class rather than the entire course use the registration form in this brochure.



© Jane Clark

Registration Form:

Kantha Embroidery \$495.00

In Studio-Feb. 25, 26, 27- 2025 (3 days)
Online Session: Mar. 18 - 10:30 - 12:30

Name (as you prefer to be called) _____

Address _____

City _____ State _____ Zip/Postal Code _____

Home Phone : _____ work/cell ph. _____

Emails: _____

Date of Birth (written out Ex. 19 march 1925) _____

I have read and understand the terms and conditions as outlined in the brochure, and hereby agree to them. Signature required for registration (please photocopy this form & retain for your records).

_____ Signature	_____ Date
---------------------------	----------------------

Online Payments

Our Center's online payments are processed securely through our Pay Pal account. You do not have to have a Pay Pal account to make a payment. Payments can be made by Visa, Mastercard or Pay Pal.

This Class is open to all. It is part of the **Level 2 Course of Stitch and Design**. If you are registering for it as a stand alone class rather than the entire course use this registration form in this brochure.