



Innovative **Color** Schemes using Fabric Paints

Part of the **Level 2 Course of Stitch and Design**



2 days - Nov. 23 - 24




 **Gail Harker**
Center for Creative Arts
Celebrating Art & Stitch

3 Days Mixing and Painting Color

- *Learn secrets of creating sensational color effects on art fabric using color theory.*
- *Begin a Sketchbook for a color wheel in fabric and to generate swatches of mixed colors.*
- *Learn about Color Theory - . Document your findings.*
- *Students will be able to work from a full set of fabric paint at the studio.*
- *Use 2 sets of different Primary Colors*
- *Use color from around the wheel for sensitive and wildly fantastic color blends.*
- *Add color to fabric by painting on a flat surface and also in a frame.*
- *Overlay colors to make Systematic Color Schemes. (those that are derived by choosing specific colors around the wheel) to mix, blend or overlay.*
- *Working with fabric paint is so quick and easy.*

**Innovative
Color
Schemes
using
Fabric
Paints**

\$269.00




Innovative Color Schemes using Fabric Paints

Those of you who loved 25 Ways to Create Art Fabric will love this addition to making sensational color effects.

- Learn to work distinctively with a few specialist fabrics. Each fabric has a unique quality.*
- The methods of painting used is especially useful for a no. of different outcomes - hand stitching, free machine embroidery, quilting, multi media*
- Multi media artists will be interested in how to layer mediums on fabric and use the fabrics in artful ways.*
- Learn the differences between fabric paint and fabric dye.*
- Discover the versatility in fabric paint !*




Innovative Color Schemes using Fabric Paints



This Class is open to all. It is part of the **Level 2 Course of Stitch and Design**. If you are registering for it as a stand alone class rather than the entire course use this registration form in this brochure.

Studies in Design and Experimental Hand Stitch 201



Gail Harker, LCGI,

Gail is a Canadian who resided for nearly 20 years in Britain, until returning to the US in 1995. She moved to Britain in 1976 with her American husband and family. She studied art in Canada, England and Scotland. She completed both Parts 1 and 2 (Diploma) of the City & Guilds Design and Embroidery course with *Distinction* in both parts. She was awarded the Senior Award of Licentiatehip (LCGI) by the City & Guilds Institute. Gail has previously taught City & Guilds Embroidery courses, and was, for many years, a City & Guilds External Verifier for various colleges in Great Britain. She has authored five books: *Embroidery Skills: Machine Embroidery* (published internationally in five languages), *Fairy Tale Quilts and Embroidery*, *Christmas Stitches*, *Creative Machine Embroidery* and *Tassel Making*. She is a contributing author to: *Starting to Stitch Creatively* (Batsford and the *Merehurst Book of Needlework*. Since moving to the United States she has directed and taught at the Arts Center she founded in Washington State - Gail Harker Center for Creative Arts. She has taught Certificate and Diploma Courses in Design and Embroidery to hundreds of students from all parts of North America.

My Approach to Color

My approach to dyeing fabric and threads developed through my own experience teaching design, textile and extended certificate courses to a variety of people over 30 years in the U.K., U.S. and Canada. There are so many different ways to approach color. I consider Color to be one of the most important elements of art and design and have developed extensive color courses for our students. The visual effects are so exciting and limitless. Gail



Course Fees, Charges, Payment, Terms, and Conditions

Responsibility

Submission of the signed course registration form constitutes acceptance of all terms and conditions stated in the information supplied, and agreement that the Gail Harker Center for Creative Arts cannot be held responsible or liable to our students for any act of omission, or for any injury, illness, death, loss, accident, delay or irregularity which may be occasioned during the course of any course of study. We assume no responsibility for losses or additional expenses due to influences beyond our control. Personal effects and art supplies (other than art materials supplied for classroom instruction) are the sole responsibility of the student at all times. We reserve the right to cancel any program in which case we are liable only for any fees paid to Gail Harker Center for Creative Arts. We reserve the right to re-schedule any class or replace any instructor without refund to the student.

Refund Policy

Refunds will be made under the following circumstances:

- * A refund of 75% of fees paid will be made upon written application received at Gail Harker Center for Creative Arts no later than 30 days prior to the start of the first session.
- * All fees will be refunded if for any reason the class is canceled before the start date.
- * If, for any reason, sessions are canceled after the course has begun, refunds will be prorated based on instructional time completed versus time remaining.

Refunds will **not** be made under the following circumstances

- * No refunds will be made later than 30 days prior to start of the first session, because of the advance commitment demanded of the Center.
- * No money will be refunded for sessions not attended.
- * No refunds will be made to a student who resigns mid-course.

Materials and Supplies

Lab Materials - The course will require an additional supply fee for dyes, paints, and other art materials.

Personal Supply of Materials - Please note that each student will need to maintain their own personal supply of basic materials, tools, and implements for use in completing assessments at home. Classroom materials may be used for working sampling ideas in the classroom, but not for projects at home. **Travel, Food, and Accommodation** - Students will be individually responsible for all associated costs and expenses such as: travel, accommodation, meals, etc. 30 days prior to the course start date, we will contact you via e-mail to confirm the class. Please do not confirm travel arrangements until you have heard from us.

Please Note: Classes tend to fill up very quickly. Late enrollments may be accepted, but places cannot be guaranteed. Course participants must make all arrangements for their own travel and accommodations.

P.O. Box 1000, La Conner, WA 98257

Phone (360) 720 - 1919

Email: gail@gailcreativestudies.com



P.O. Box 1000, La Conner, WA 98257
Phone (360) 720-1919
Email: gail@gailcreativestudies.com

Innovative Color Schemes using Fabric Paints - \$269.00

Registration - Fabric Paint Nov. 23, 24 - 2024

Name (as you prefer to be called) _____

Address _____

City _____ State _____ Zip/Postal Code _____

Home Phone : _____ work/cell ph. _____

Emails: _____

Date of Birth (written out Ex. 19 march 1925) _____

_____ Signature	_____ Date
---------------------------	----------------------

Online Payments

Our Center's online payments are processed securely through our Pay Pal account. You do not have to have a Pay Pal account to make a payment. Payments can be made by Visa, Mastercard or Pay Pal.

This Class is open to all. It is part of the **Level 2 Course of Stitch and Design**. If you are registering for it as a stand alone class rather than the entire course use this registration form in this brochure.