


Level 1
Color Studies
with Gail Harker

Level 1 Color Studies with Gail Harker

Color cajoles, entices, comforts, cleanses, makes us feel warm or cold, sad or happy, passionate or repelled. It evokes an endless myriad of feelings. Color is so much a part of our everyday life that we forget it is a powerful, suggestive visual force.

Learning to work effectively with color can enhance our lives immeasurably. This course has been designed to give you access to a new way of looking at color. learn about the power of color, and how it works.

Level 1 Color Studies is a certificate course
A certificate of achievement is awarded upon completion of all course assignments.



Who is this class for?

This class is for anyone who would like to better understand how color works. It could be an aid to the following people: quilters, embroiderers, weavers, dressmakers, knitters, floral arrangers, horticulturalists, woodworkers, designers, and, in short, anyone who would like to look and work with color in a more informed way. No prior experience is necessary.



Level 1 Color Studies Overview

Course participants will:

- Compile two reference sketchbooks containing all studies
- Understand color and color theory
- Learn how colors are organized
- Learn color terminology
- Understand how to view, isolate and produce color
- Develop simple collage color studies
- Create achromatic and chromatic color scales
- Understand differences between basic color wheels
- Create two different types of color wheels
- Identify the properties of acrylic paints
- Understand how to use acrylic paints and a paintbrush
- Understand how to mix colors using acrylic paints
- Develop individual color studies using acrylic paints
- Create a range of simple and complex color schemes



Two Reference Sketchbooks from the class

Tutor Gail Harker



Gail Harker, LCGI, has long been fascinated with light and color. She has extensively researched color theory and the practical application of color to the world of art and textiles. She has developed the Color Course through years of practical teaching and constant fine tuning. Color affects everyone and she believes that one can learn to look at and appreciate color in a new, informed, way. Her great insight and innovative teaching methods provide her students the opportunity to acquire a deep personal understanding and ability to see and develop colors for their own work. Gail is a Canadian who resided for nearly 20 years in Britain. She completed both Parts 1 and 2 (Diploma) of the City & Guilds Design and Embroidery course with Distinction in both parts and she was awarded the Senior Award of Licentiatehip (LCGI) by the City & Guilds Institute. Since moving to the United States in 1994 she has taught over 75 Certificate and Diploma Courses in Design and Embroidery to students from all parts of North America.

Unit 1

Color Theory and Symbolic Associations



Unit 1 - Color Theory and Symbolic Associations

Discover Your Past in Color

The main focus of Unit 1 will be about developing observational skills, renewing the way in which color is perceived, and how more information can be generated from what is seen. Revealing your personal color associations and learning about historic associations will assist you to better analyze your attitude to color. It can help to identify strong dislikes or prejudices about color. A clear picture of your personal color history will be created by studying each color in the spectrum in addition to white, black and neutrals, one by one. Being familiar with the deep seated impressions you carry about color will prepare you to work with it in an informed and free manner.

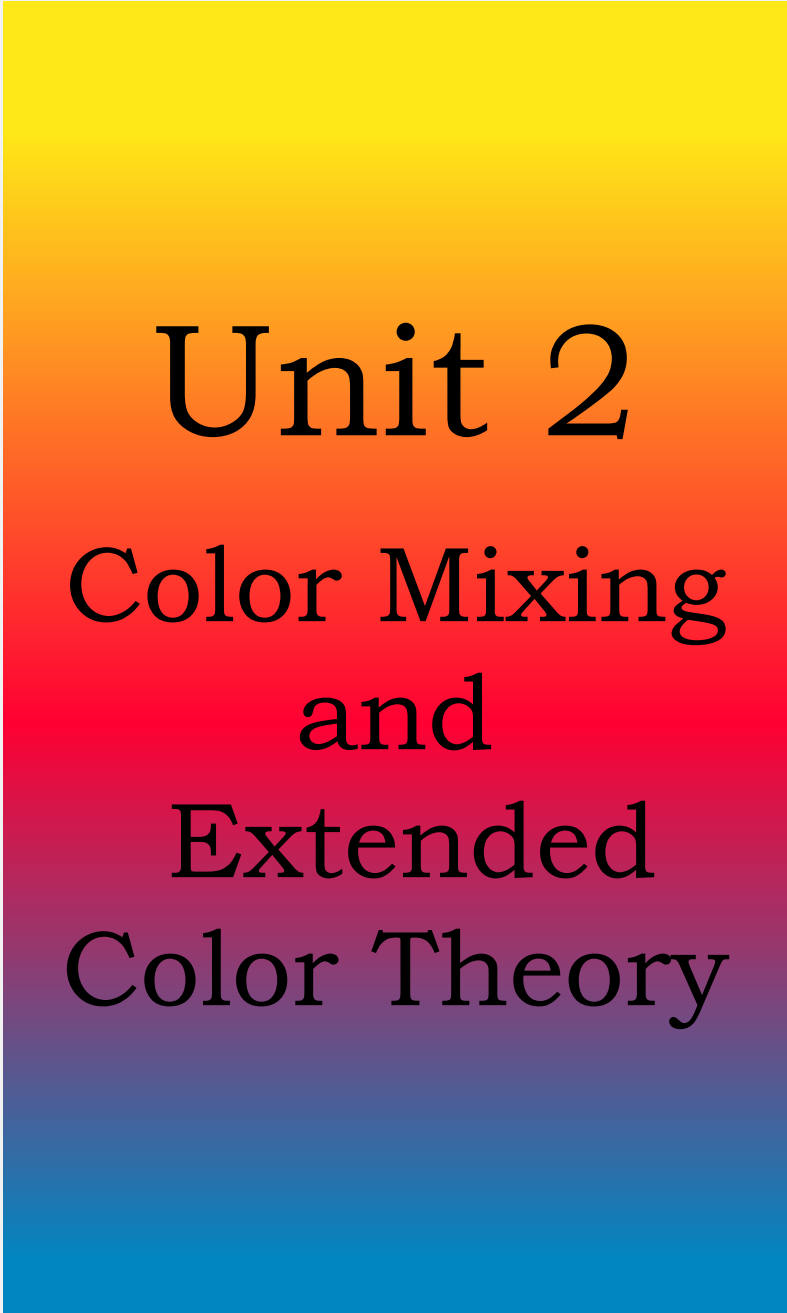
Color Theory

To find a path through the world of color you will be studying how theorists have provided terminology, color wheels and scales to describe properties of color.

Topics Include:


- What is Color?
- How we ended up with a wheel
- Color Intensity and Contrasts
- Hues and their differences.
- Value, tint, tones, and shades.
- Color Temperature





Unit 2

Color Mixing and Extended Color Theory



Unit 2 – Color Mixing and Extended Color Theory

Color Immersion

Unit 2 focuses on understanding how color mixing works through the creation of color scales and color wheels using acrylic paints. While much can be *said* about mixing color there is really no substitute for working with color in a hands-on way. The media and techniques used in this unit provide an unparalleled experience in working with color and a foundation for expanding that color knowledge to other applications. Pure hues, Tints, Tones, Shades and Neutrals are all addressed in practical exercises with acrylic paint.


Exercises include:

- Achromatic Scale
- Tint to Shade Scales
- Scale between Hues
- 3 Primary Wheel
- 6 Primary Wheel
- Neutralized Color Scales
- Mixing Neutral Colors
- Creating Monotypes
- Watercolor Effects on Painted Pages



Unit 3

Natural and Systematic Color Schemes



Unit 3 – Natural and Systematic Color Schemes

Color Schemes

Unit 3 explores color schemes. Just as there are many color theories, there are many approaches to creating color schemes. Systematic color schemes (those that use a formula to achieve a harmonious effect) are studied and experimented with in this unit. Color schemes that occur in Nature are an endless source of study and inspiration.

Exercises include:

- Painted examples of systematic color schemes
- Color studies in various media
- Proportional Color Studies
- Working with Color in Sketchbooks



A Student Review

This course has been the best learning tool for me. I have taken several other color courses which taught me the science of color. This course allowed me to get inside the color and so understand it in a *hands on way*. *Painting the hues, mixing the secondary colors and applying these to our first color wheel made such an impression on me that the days we spent together seemed to wing by. I dreamed of color each night.*

- Pat Ross

To the right: Student Ann Rogers works a sketchbook page.

