



Level 1 Color Studies Online




Color Studies

- more than 325 pages of content
- 16 Audio Slideshows
- 26 Videos
- and exercises designed to give you a practical knowledge of color



Level 1 Color Studies Online




Who is This Class Intended for ?

It is for those who are new to Color, OR who would better like to understand how color works. It is particularly useful for the following people: quilters, embroiderers, knitters, weavers, dressmakers, horticulturalists, designers, teachers or anyone who would like to work with color in a more informed way. Many students have used their color information when planning a color scheme for their house.



Level 1 Color Studies Online



Unit 1 - Color Theory and Symbolic Associations

Unit 1 focuses on developing observational skills, renewing the way in which color is perceived, and how more information can be generated from what is seen.

Learning about historical associations and revealing your personal color associations will assist you to better analyze your attitude. It can help to identify strong dislikes or prejudices about color.

A clear picture of your personal color history will be created by studying each color in the spectrum in addition to white, black and neutrals, one by one. Being familiar with the deep seated impressions you have about color will prepare you to work with it in an informed and free manner.



Unit 1 Features:

- **5 Audio slideshows**
- **4 videos**
- **More than 110 pages of content**

Topics:

- Color. What is it?
- How theorists have provided terminology and scales to describe properties of color
- How we arrived at a Color Wheel
- Color Intensity and Contrasts
- Hues and their differences
- Value, tint, tones and shades
- Color temperature
- Traditional Symbolic Associations
- Your Symbolic Associations

Exercises include:

- Observation and documentation
- Identifying and abstracting color from different sources and in differing conditions



Level 1 Color Studies Online



Unit 2 - Color Mixing and Extended Color Theory

Unit 2 focuses on understanding how color mixing works through the creation of color scales and color wheels using acrylic paints. While much can be said about mixing color there is really no substitute for working in a hands - on - way. The media and techniques used in this unit provide an unparalleled experience in working with color and a foundation for expanding that color knowledge to other applications. *This unit provides 16 videos in which Gail provides expert guidance in color mixing.*



Unit 2 Features:

- **4 Audio slideshows**
- **16 videos**
- **More than 110 pages of content**

Topics:

- Compile a reference sketchbook
- Learn how colors are organized
- Understand how to view, isolate and produce color
- Understand differences between basic color wheels
- Identify the properties of acrylic paints
- Understand how to use acrylic paints and a paintbrush
- Understand how to mix colors using acrylic paints

Exercises include:

- Achromatic Scale
- Tint to Shade Scales
- Scale between Hues
- 3 Primary Wheel
- 6 Primary Wheel
- Neutralizing Color Scales
- Mixing neutral Colors
- Creating Monotypes
- Watercolor Effects for Painted Pages



Level 1 Color Studies Online



Unit 3 - Natural and Systematic Color Schemes

Unit 3 explores color schemes. Just as there are many color theories, there are many approaches to creating color schemes. Systematic color schemes (those that use a formula to achieve a harmonious effect) are studied and experimented with in this unit. Color schemes that occur in Nature are an endless source of study and inspiration.



Unit 3 Features:

- 7 Audio slideshows
- 6 videos
- More than 90 pages of content

Topics:


- Compile a reference sketchbook
- Learn how colors are organized
- Understand how to view, isolate and produce color
- Understand differences between basic color wheels
- Identify the properties of acrylic paints
- Understand how to use acrylic paints and a paintbrush
- Understand how to mix colors using acrylic paints

Exercises include:

- Painted examples of systematic color schemes
- Color Studies in a variety of media
- Proportional color studies
- Simple and complex Color Schemes
- Individual color studies with acrylic paint
- Working with Color in Sketchbooks
- Watercolor Effects for Painted Pages



Level 1 Color Studies Online



The Tutor

Gail Harker, LCGI, has long been fascinated with light and color. She has extensively researched color theory and the practical application of color to the world of art and textiles. She has developed the Color Course through years of practical teaching and constant fine tuning. Color affects everyone and she believes that one can learn to look at and appreciate color in a new, informed, way. Her great in - sight and innovative teaching methods provide her students the opportunity to acquire a deep personal understanding and ability to see and develop colors for their own work.

Gail is a Canadian who resided for nearly 20 years in Britain, until returning to the US in 1995. She studied art in Canada, England and Scotland. She completed both Parts 1 and 2 (Diploma) of the City and Guilds Design and Embroidery course with *Distinction* in both parts. She was awarded the Senior Qualification of Licentiate (LCGI) by the City & Guilds Institute. Gail has previously been a teacher of City and Guilds Embroidery courses, and was, for several years, a City and Guilds External Verifier for various colleges in Great Britain. Since moving to the United States and for the past 25 years, she has taught and directed at the Arts Center she founded in Washington State. Students have participated in Certificate and Diploma Classes in Design and Embroidery from all parts of North America.

P.O. Box 1000

La Conner, WA 98257

Phone (360) 720-1919

gail@gailcreativestudies.com

www.gailcreativestudies.com