
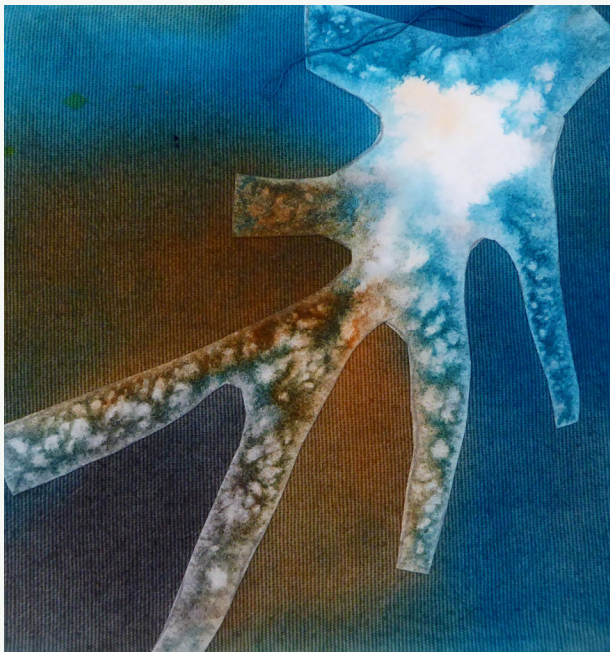




**25 + WAYS TO CREATE
ART FABRIC - JUNE 23, 24**



\$250.00

 **Gail Harker**
Center for Creative Arts

Work with a spectrum of colored fabric paint to create texture, artistic pattern and resists on fabric.

This class focuses on using small pieces of fabrics. We will paint 25 + unique colorful effects on fabric. On the second day you will learn about adding colored pencils and other mediums to extend art effects. There will be demonstrations to show stitched effects.

The completed fabric samples may be used as a library of painted inspirational effects for future work, to stitch and/or add to an art journal or sketchbook.



About Your Tutor



Gail Harker, LCGI,

Gail is a Canadian who resided for nearly 20 years in Britain, until returning to the US in 1995. She moved to Britain in 1976 with her American husband and family. She studied art in Canada, England and Scotland. She completed both Parts 1 and 2 (Diploma) of the City & Guilds Design and Embroidery course with *Distinction* in both parts. She was awarded the Senior Award of Licentiate (LCGI) by the City & Guilds Institute. Gail has previously taught City & Guilds Embroidery courses, and was, for many years, a City & Guilds External Verifier for various colleges in Great Britain. She has authored five books: *Embroidery Skills: Machine Embroidery* (published internationally in five languages), *Fairy Tale Quilts and Embroidery*, *Christmas Stitches*, *Creative Machine Embroidery* and *Tassel Making*. She is a contributing author to: *Starting to Stitch Creatively* (Batsford and the *Merehurst Book of Needlework*. Since moving to the United States she has directed and taught at the Arts Center she founded in Washington State - Gail Harker Center for Creative Arts. She has taught Certificate and Diploma Courses in Design and Embroidery to hundreds of students from all parts of North America.

My Approach to Art, Design and Stitch

My approach to art, design and stitch developed through my own experience teaching design, textile and extended certificate courses to a variety of people over 30+ years in the U.K., U.S. and Canada. The needle is similar to a fine pen or pencil - in other words, an art tool. It is possible to create designs on all types of fabrics and papers. The visual effects are so exciting and limitless. Gail

Course Fees, Charges, Payment, Terms and Conditions

Responsibility

Submission of the signed course registration form constitutes the student's acceptance of all terms and conditions stated in the information supplied, and agreement that the Gail Harker Center for Creative Arts cannot be held responsible or liable to students for any act of omission, or for any injury, illness, death, loss, accident, delay or irregularity which may be occasioned during the conduct of any course of study.

Refund Policy

Refunds will be made under the following circumstances:

A refund of 75% of fees paid will be made upon written application received at Gail Harker Center for Creative Arts no later than 45 days prior to the start of the first session.

- All fees will be refunded if for any reason the class is canceled before the start date.
- If, for any reason sessions are cancelled after the course has begun, refunds will be prorated based on instructional time completed versus time remaining
- Refunds will not be made under the following circumstances: No money will be refunded for sessions not attended. No refunds will be made to any student who resigns during the course.

Student Costs - Art and other Materials

Students are financially responsible for purchasing all art materials and tools needed for this course. Guidance shall be provided for the basic materials required.

