

# NEWSLETTER No. 3

## What's Inside:

We Celebrate 16 Years .....	pages 2—5
Gail has a Blog .....	pages 6
Online Courses are coming .....	page 7
Special Interest Courses .....	pages 8—11
Special Interest Events .....	page 12
Exhibitions .....	page 13—16



It is hard to believe that we are celebrating sixteen years as The Gail Harker Creative Studies. As I collected some pictures from our picture library, it reminded me of the many students that have come to our center. Included are a few highlights. We are looking forward to the future and endeavor to create online courses that have the same level of excellence as those offered at the center. Sabrina Bradley, Lisa Harkins and Don continue to work with me on all aspects of our school. Gary Keister, of Wescom Capital, Inc., also continues to work with us to help us fulfill our mission - have a look at p.7 for an update. We are always appreciative of your assistance.

We are firming up new class dates for 2011 and will soon be sending an e-mail detailing those offerings.

*Gail Harker*

**Our mission** at the Gail Harker Creative Studies Center is the development of individual artistic expression within a contemporary context. We are dedicated to providing an enriching experience to learn and appreciate art, design, stitch (embroidery) and other textile art forms. Our aim is to see stitch celebrated as an art form.



*A pumpkin graces the top of a pole at the Dugalla Bay farm-stand on Whidbey Island.*

**Gail Harker Creative Studies Center**  
PO Box 1000,  
La Conner, WA 98257  
Phone (360) 466-0110, Fax (360) 707-7188  
[gail@gailcreativestudies.com](mailto:gail@gailcreativestudies.com)  
[www.gailcreativestudies.com](http://www.gailcreativestudies.com)

## Gail Harker Creative Studies Center Celebrates 16 years in North America

- 1994 First City & Guilds Certificate Courses in North America.** Gail and Don fly from England twice a year while Gail teaches the first City & Guilds Creative Studies Courses in North America. Three hundred and fifty people applied with two groups of twenty accepted.
- 1996 A Transatlantic Move** - Gail and Don move from Oxfordshire to Oak Harbor, Washington.
- 1998 A Dedicated Space** - Gail and Don establish the Gail Harker Creative Studies Center in Oak Harbor, Washington as a teaching and Examinations Center for the City & Guilds of London Institute. A work space for students is created with the ability to house special tools, materials, equipment and a large library for specialized textile students.
- **On the Road** - Gail is invited to teach the C&G Creative Studies curriculum at the College of the Desert, Palm Desert, California. This involved travelling eight times to this venue over three and a half years.
- 1999 Travel to Calgary** - The Center opens a sub-center in Calgary, Alberta, Canada to teach C&G Creative Studies curriculum.
- **A Whirlwind Tour** - Gail and Don lead a group of students to England on Gail's first *Whirlwind Tour of the Glories of British Textiles*.
- 2001 Art and Design in Yarrow** - The Center opens a sub-center in Yarrow B.C., to teach C&G Creative Studies courses.
- C&G Part 1 Patchwork and Quilting begins at the center with Linda Kemshall as instructor.
  - C&G Level 2 Textile Decoration begins at the center with Ruth Issett as instructor.
  - **International Award** - Student Karen Schreuder, is awarded the City & Guilds International Award for Excellence in Embroidery.
- 2004 Graduation** - The first C&G Part 2 (Diploma) students, the *Amethysts*, graduate from the center in Oak Harbor.
- 2005 Short Courses** - A variety of C&G short certificate courses begin at the Center.
- 2006 Expanded Curriculum** - New courses that run alongside C&G Courses are offered.
- **The Center Awards Certificates** - Upon completion of courses the center awards Certificates of Achievement. Courses begin with Level 1 and progress through Level 3.
- 2008 The Center Moves** - We moved into a new building on Technical Drive. Don gutted it and re constructed the interior to fit our needs - No more leaky ceilings!
- 2010 Graduation** - The center's first group of Level 4 Research for Design Diploma students, the *Rubies* graduate in early March.
- A full sequential offering of Certificate and Diploma courses from level 1 to level 4 in the Art of Stitch are available.
  - Short courses have been developed and offered frequently.
  - Our first online course - Level One Color - is in development.
  - Other online courses are being developed.
- 2011** - Moving forward with new courses and instructors.
- 2012** - Watch for our 6th Whirlwind Tour to Britain in October of 2012!



1. A graduating group of Art and Design students in 2004 - *Lilies* from our sub-center in Yarrow, B.C. *Back row, left to right:* Isabel Parker, Lorraine Johnson Brotsky, Jeri Flom, Ruth Vincent, Janet Armstrong, Sheila Asdal, Debbie Coldwell, Maureen Goldsmith, Valerie McRae, *Front row, left to right:* Patricia Svard, Jill DeVries, Fran Barton, Elisa Miller, Anne Hunt, Gail Harker

2. 2001 - *Whirlwind Tour* Gail is a C.&G. Senior Award Holder - (Licentiate) of C.&G. and a member of the C.&G. Association. This enabled us to invite our group to a dinner held by the City & Guilds Association at The Honourable Artillery Company. *Back row, left to right:* Betty Jensen, Carol Thraikill, Sylvia & Perry Polk, Kathie Kerler Bastian, Lilly Thorne, Barbara Williams, Zeo Ezinga *Front row, left to right:* Marjorie Bachert, Lisa Harkins, Miriam Rabitz, Sue Ezinga, Gail & Don Harker



3. *The Birds of Paradise* were the first C.&G. class in 1994. and received their Part 1 Certificates in Art, Design and Embroidery (equivalent to today's Level 3) in 1997. *Back row, left to right:* Janelle Forgette, Bonnie Bogdasarian, Joyce Anne Stevens, Marriane Burr (class assistant), Anita Luvera Mayer, Mary Stoll, Martha Cram *Front row, left to right:* Rose Jurisich, Lynn Wilson, Sally Cassidy, Linda Downing, Marie Plakos, Shirley McCarter, Gail Harker, Pat Weatherley, Jane Kenyon





1. 2003 - A few of the *Cornflowers* group - Textile Decoration Course, Instructor Ruth Issett. Carys Hamer, Mary Telford, Fine Gelfland, and Heather Westergard pictured.  
2. 2004 - *Shooting Stars* graduation in Calgary, Alberta. They received C.&G. Part 1 Certificates in Art, Design and Embroidery (equivalent to today's Level 3.) *Back row, left to right: Rebecca Paterson, Lesley Turner, Donna Clement, Polly Claydon* *Front row, left to right: Gail Harker, Anna Hergert (class assistant) Gloria Daly, Linda MacKay, Ann Code, Vickie Newington, Ingrid Lincoln, Lean Clifford, Sue Ezinga, Liz-Anne Jonassen, Joan Saunders*

1. 2001 - Karen Schreuder receives the C&G International Award for Excellence in Embroidery from Gail Harker on behalf of C&G International.



2. 2007 - *Fritillaria*, a Level One class in Hand Embroidery.  
*Left to Right:* Diane Corso, George Taylor, Sue Sehr, Sabrina Bradley ( Gail's assistant) Barbara Hilding, Kori Crane, Dorlean Peck, Claire Jones



3. The *Rubies* (Diploma - Research for Design) celebrating their graduation March 12, 2010.  
*Left to right:* Gail Harker, Kim Weers, Liz Cooper, Leah Kaufman, Barbara Gilbert, Mary-Ann Acutt-Carlton, Elisa Miller, Cathy Jo Hall



We expanded our online presence this year with the creation of our Blog and Facebook Page . . .



[www.gailcreativestudies.wordpress.com](http://www.gailcreativestudies.wordpress.com)



---

## Guest Blogger - Valerie Stein

October 7, 2010

My current design work as a Level 4 design student at the Gail Harker Creative Studies Center is an exploration of the textures of Moorish architecture. I'm fascinated by the aging process of stone as it fragments, pits and crumbles from an underlying structure. This serves as inspiration for my work.

I use a sketchbook to make pencil drawings as I first focus on an architectural element to study. This is an exercise in practicing observation; attention to shading, texture and detail all contribute a deeper understanding of the form of my object of study. I learn about its structure, and really understand the logic of what may remain as pieces erode away.



Sketchbook pages are also used to zoom in on texture. I experiment with the effects of different media to express the essence of my focus; whether it's a cracked, crumbling or glazed surface I want to explore, I freely play with ideas to communicate that feeling for which I'm looking.

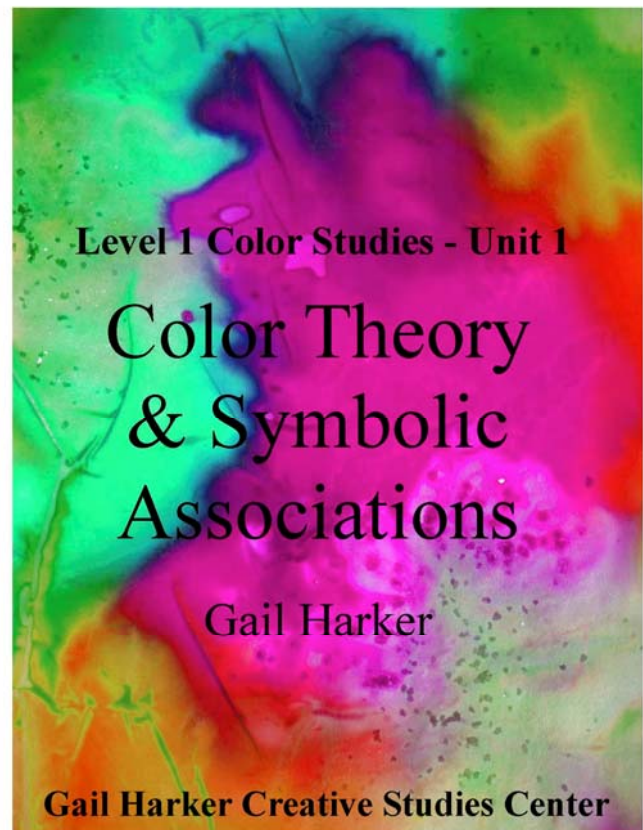
My other work centers around working drawings; I record ideas about construction or technique with diagrams and notes as ideas for solving the practical problems of making a piece come together.

**A note from Gail:** Please send us two or three pictures and a few words to post on our blog. Please e-mail our blog site to your friends.

## **Level 1 Art & Design: Color Studies** *Preparing to go ONLINE!*

**2010** has been especially exciting as we continue to work putting together course materials for launching our online Color Studies Course. A few students have already been working via correspondence.

Our Online Level 1 Color Studies Course is made up of three units and includes video, text and Powerpoint presentations. Unit 2 is about Color Mixing and Extended Color Theory. Unit 3 focuses on Color Schemes, both Natural and Systematic.



## Special Interest Courses



**1 - 2. Digital Prints to Stitched Art** - Two classes this year experienced the delight of working with their own photos, moving into a stitched piece. This course will next run 7 - 9 Jan. 2011

1.

2.



© Gordana Vukovic

© Gordana Vukovic



3.



4.

**3 - 4. Elizabethan Stitches** - This is the 2nd year we have offered this specialized course in the techniques of the Elizabethan period. In the photo above Penny Peters works the formidable Plaited Braid Stitch with a group of students.



## Special Interest Courses

### *Innovative Stitched Book and Bindings*



1.

2.



© Martha Kleihege



3.

1. The group of students created unique binding techniques for seven books or booklets.
2. The inspiration for this book with a handmade binding, was Fashion (from outer to inner garments) by Martha Kleihege, Level 2 Experimental Hand Stitch
3. One of the bindings for a book. By JoAnne Rieger  
This class is next being offered 12 - 15 Nov. 2010 in Surrey, B.C.

© JoAnne Rieger

## Special Interest Courses

### *Sketchbooks: A Journey of Visual Discovery*



1. *Bright Christmas - Dark Christmas* by Kevin Shinn 2 - 3. *Amaryllis* and *Buttons* by Terri Shinn 4. Students share their sketchbook pages on the last of our 4-day class. It is exhilarating to play freely with images, colors and designs in the course. It is especially inspiring to see how people flourish who are relatively new to the process. See our blog for more sketchbook pictures from students of other courses.



## Special Interest Courses with Guest Tutors



1. Students with Tutor Richard Box enjoy an outside sketching excursion during *Drawing for the Terrified*. 2. Student Deborah Mitchell's *Dandelions*, a work in progress in during *Picture it in Collage and Stitch*. 3. Tutor Barbara DePirro  
4. Students explore 3-D acrylic forms during *The Dimensional Skin* class.



## Special Interest Events

### Unique 1 day Workshops



### Rabari Workshop - 21 July 2010

Judy Frater of Kala-Raksha and Artisans Meghibai Meriya, and Harkhuben Bhojraj from the Kutch region of India joined us for an intensive day of embroidery, design and culture.



### International Day of Felt - 2 October 2010

Students joined instructors Valerie Stein, Lisa Harkins, June Steegstra and Gail Harker for a day working all aspects of felt in a celebration of this years chosen colors - Yellow, Green and Blue.

**Above Left:** Valerie Stein and Lisa Harkins **Above Right** (pictured from left to right): Lisa Harkins, Catherine Dumaine, Nellie Ann Mills, June Steegstra, Elizabeth Sundquist, Valerie Stein and Ramona Machulak.

## Exhibition 13 & 14 March 2010 - Rubies

### *Experimental Research for Advanced Design, Level 4*

These students worked with experimental techniques for research relating to a design theme. As their design work evolved, they were challenged with creating large scale multimedia art. The explored techniques prepared the students to express themselves in the media most appropriate to their unique artistic vision. Documentation through sketchbooks and several design exercises provided a rich repository for inspiration and development. Innovative and inventive design, personal expression and complex imagery are features of the work.

The course started in December of 2007 and students graduated in March of 2010. They attended nine sessions of five-day duration (373 instructional hours.) Their experience culminated in an exhibition of artwork at our center in Oak Harbor, Washington.



© Leah Kaufman



© Joan Butterfield





## Exhibition 17 & 18 July 2010 - Star Thistles

*Studies in Art & Design, Level 3*



The *Star Thistles* enjoy a quick break at the end of their last session, which they spent mounting their exhibition.

*Pictured from left to right:* Ann Beale, Wendy MacKinnon, Chris Goldburn, Linda Ingham, Susan Purney Mark, Jenny Chatterton, Pauline Oakey, Maren Richter, Penny Peters

This group of students began their journey through design with an intensive study of color.

Towards the conclusion of the course, students compiled a portfolio and created a hand made book developing an inspirational theme of their own choice. Themes ranged from Womanhood, plant life, to more abstract and geometric studies. Working with the Principles of Art and Design informed the final pieces.

The course started in November of 2008 and students graduated in July of 2010. They attended eight sessions of five-day duration (320 instructional hours.) An exhibition of their artwork capped the experience at our center in Oak Harbor, Washington.



© Jenny Chatterton




## Exhibition 28 & 29 August 2010 - Lady Slippers

*Studies in Design & Experimental Machine Stitch, Level 2*

These students were deeply inspired by nature. Their work evolved over the course reflecting everything from sweeping vistas to the layering of leaves on the forest floor.

Students dyed and painted fabrics, and worked with the fundamentals of color and design, as they relate to contemporary technique and stitch. They studied an historic collection of ethnic embroideries to learn how stitch works within a specific context. They created a portfolio of hand stitched samples, fashioned a machine embroidered book and binding of their own design.

The course started in March of 2009 and students graduated in August of 2010. They attended seven sessions each of five-day duration (277 instructional hours.) The course was capped with an exhibition of their artwork at our the center.



**Artwork** clockwise from the upper left: Bobbi Janowiak, Gillian Smith, Sue Sehr, Isabel Parker **Pictured** above, left to right: Sue Sehr, Isabel Parker, Gillian Smith, Bobbi Janowiak

## Influences of the Northwest Gallery Show, 10 April - 27 June 2010



© Gloria Sharon Daly



© Sandy Little



© Lisa Harkins

April saw the opening of our center's first Gallery Exhibition. Work was exhibited from Diploma Level Graduates and advanced students who had taken the Influences of the Northwest Course. The Gallery was open to the public during weekends.



Gail Harker Creative Studies Center  
PO Box 1000  
La Conner, WA 98257

Phone (360) 466-0110  
Fax (360) 707-7188  
[gail@gailcreativestudies.com](mailto:gail@gailcreativestudies.com)  
[www.gailcreativestudies.com](http://www.gailcreativestudies.com)