

NEWSLETTER No. 7

What's Inside:

At Work in our Office and Studio .. page 2
Special Interest Courses pages 3 - 4
Self-Paced Courses page 5
Calendar of the Year pages 6 - 17



Happy Holidays to you,

2014 marked our Center's 20th Anniversary. We will be celebrating this milestone with a 3-day extravaganza, September 18, 19 and 20, 2015. Each day will be packed with events. It will be a tremendous opportunity to meet old classmates, greet new students and

welcome newcomers. Mark your calendar and book your hotel in La Conner early.

One of the highlights of 2014 has been our very special Custom Study Tour to Great Britain and France. 21 students accompanied us. It was truly a pleasure to see and experience all that we did.

As 2015 dawns we look forward to all the coming year will bring - *It will be a great year for the Art of Stitch!* We are still firming up new class dates for 2015 and will send e-mails detailing those offerings, please contact us to be put on or e-mail list, or watch the website for new additions. These pages will take you back through the year, most of them include links to blogs or additional course information.



Our mission at the Gail Harker Center for Creative Arts is the development of individual artistic expression within a contemporary context. We are dedicated to providing an enriching experience to learn and appreciate art, design, stitch (embroidery) and other textile art forms. Our aim is to see stitch celebrated as an art form.



Gail Harker Center for Creative Arts
PO Box 1000
La Conner, WA 98257
Phone (360) 466-0110, Fax (360) 707-7188
gail@gailcreativestudies.com
www.gailcreativestudies.com

At Work in our Office and Studio



Colleen Harker: Book keeper



Penny Peters - Teaching and
working with Gail in many areas



Sabrina Bradley - Administration
and Wearer of Many Hats



Glynn Jones - Office assistant
and Girl Friday

Thanks to these very special people who work with me. Everybody does their share and more. Also to Don who keeps us supplied with food and helps to keep things flowing.

Gail's Special Interest Courses at the Center



The Hand Stitch Series

Stitching in Circles was a 1-day class that took place in August. It was fun to play with new stitches and colorful applications with Gail. We will be offering this course again on April 1, 2015.



Collage and Color

This was a new 2-day course in August of 2014. Students created a number of small collage compositions in a hand-painted sketchbook. We look forward to offering it again soon.



Special Interest Courses at the Center



© Sandy Little



Stitch Series - Imaginative Stories in Appliqué with Sandy Little

Offered in January of 2014, this 1-day class focused on imagination creating a story from left over scraps and appliqué. Students had so much fun and were so pleased with their creations, they petitioned us for a longer version. Sandy will teach this course over 2 days this fall. Watch for dates.



© Barbara Gilbert

Sashiko Stitches with Barbara Gilbert

A diverse group of students arrived at the center to stitch with Barbara and an enjoyable time was had by all.

[Sashiko Stitches](#) is next being offered February 15, 2015.



© Lanny Bergner

Artist Lanny Bergner joined us as a guest tutor for Experimental Metal Meshworking:

[Hands of a Master](#)

Online Self-paced Courses

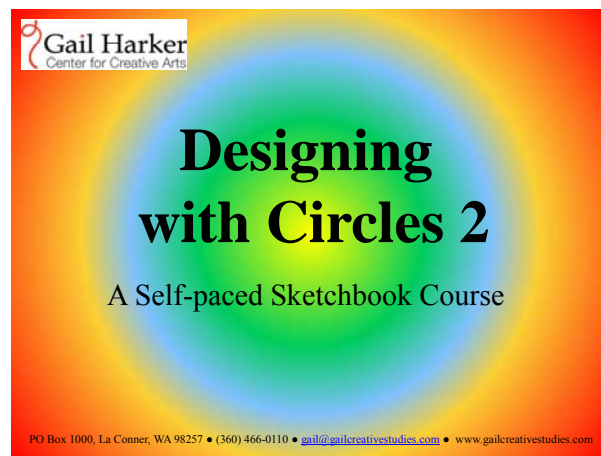
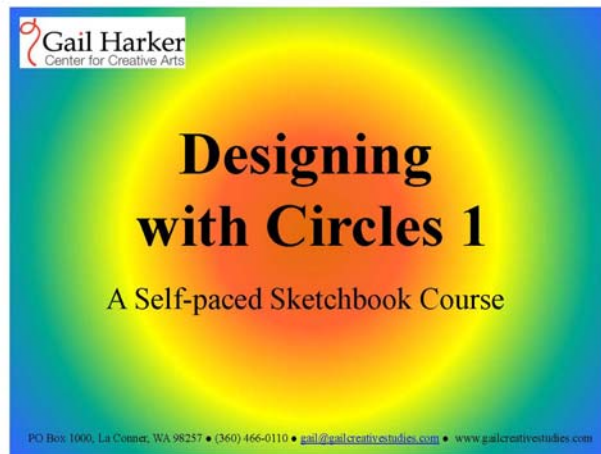
These two courses have been available for over a year now, and we have had such positive feedback regarding them both. Thank you.

Each book has different methods to learn about design, make circles, and create exciting sketchbooks. Read more by clicking on to the links.

- Gail



© Cathy Glover



[Designing with Circles 1](#)

[Designing with Circles 2](#)

These courses are available for the special price of \$49.95 through December 31, 2014.

January 2014

Level 4 Experimental Stitch and Multi Media Diploma students (the Opals - right, below) had a felt making session with Valerie Stein in January. Mark your calendar for their upcoming [Exhibition](#) March 28 & 29, 2015.

[Fibers and Felt . . . Guest Blogger – Valerie Stein](#)



Level 4 Student - making felt in preparation for stitching.



Level 1 Experimental Machine Stitch students working at the studio. They are preparing fabrics with paint before stitching.


[Machine Stitching ... An Artful Exploration](#)

February 2014



Art in Nature happens all the time. Here it is in the lattice work of stone called Tafoni - irresistible to artists.

[Stone Lace – Shades of Grey](#)



A Systematic Color Scheme by Joann Sherman - in her sketchbook. Online courses are regularly scheduled throughout the year.

[Color makes a Difference!](#)

March 2014



Level 3 Art and Design students (Calendula) at work in the studio. This session they worked a wide range of gels and pastes to create new designs.

[Gels and Pastes for Art and Design](#)



Another group of Level 3 Art and Design students (Chocolate Flowers) completing their course work. They will be having an **Open House Sat. January 31, 1- 4p.m.**

April 2014



Our tour began to take shape as we added a lacemaking venue in Normandy.

[*Threads Come Alive in Lacemaking*](#)



[*An Explosion of color - Skagit valley Tulips.*](#) Try to time your visit to the studio in April so you can see the flowers close by.

May 2014

New Level 3 Advanced Studies in Experimental Stitch students (Asters) began with color on fabric.




[A New Beginning with Procion MX Dyes](#)



[Wired for Action](#)

Marilyn Moore visited our studio to teach a multitude of ways to turn wire into objects of beauty.

June 2014



© Gail Harker

Level 1 Studies in Experimental Stitch: [*Take Your Sewing Machine Out of Mothballs*](#)



Level 2 Studies in Design and Experimental Stitch (Bergamot) meet for their 5th - 5 day session of 6 to work on embroidered bead books.

[*Bead Extravaganza*](#)

© Lynette Barnes

July 2014



In July we held our first Textile Appreciation day at the studio. It was a great time, and a wonderful chance to meet new friends and explore the treasures that the group had brought together.

[Stitch or Starve](#)



Penny Peters brought molas by a contemporary Panamanian artist:

[Molas by Venancio . . . Guest Blogger: Penny Peters](#)

August 2014

Level 4 Research for Advanced Design students (the Garnets) completed their course and treated us all to a magnificent exhibition of their work.



Below are links to all of the blogs for the individual students:

[*Wrestling with the Demons of Design*](#)

[*Graduates Talk about Art and Design*](#)

[*Birds, Bugs and Beasts in an Art Environment . . . Guest Blogger Susan Sasnett*](#)

[*Reflections in Art of Modern Urban Centers . . . Guest Blogger- Lorraine Beegle*](#)

[*Patterns of Africa . . . Guest Blogger – Marie Plakos*](#)

[*Underground Art . . . Guest Blogger – Terri Shinn*](#)

[*Impressions of a Gardening Artist . . . Guest Blogger: Linda Ingham*](#)

[*The Art of Flora and Fauna in S.W. British Columbia – Guest Blogger: Wendy Mackinnon*](#)

[*Organic Shapes and Textures are My Abiding Interest . . . Guest Blogger: Dianne Corso*](#)

[*Flowers and Lace in Fashion . . . Guest Blogger : Isabel Parker*](#)

[*Spirals . . . Guest Blogger: Donna Lee Dowdney*](#)

September 2014



Level 3 Art and Design Students (the Chocolate Flowers) spent their 7th session amidst a riot of color, ink and papers:

[Getting It All Together in Art and Design](#)

Don't miss their [Open House](#) coming up on Saturday, January 31, 2015, 1 - 4 p.m.

Level 3 Studies in Art and Design ([Lantana](#)) began in October. Look forward to upcoming blogs about their session as they return to the studio in January.

OPEN HOUSE

**Gail Harker Center
for Creative Arts**
*Level 3 Studies in Art & Design
Certificate Graduates share their work.*
**Saturday, 31 January, 2015
1 - 4 p.m.**
at the Center: 12636 Chilberg Road, Mt. Vernon, WA 98273

An abstract artwork featuring bold, geometric shapes in yellow, orange, and blue, with a dark, textured background. The style is reminiscent of mid-century modern abstract art.

For more information, contact the Center:
360-466-0110
gail@gailcreativestudies.com
www.gailcreativestudies.com

October 2014

Our 2014 Whirlwind Tour of the Glories of British Art & Textiles lived up to it's name as 21 participants joined Don and I for 18 days in the UK including a quick jaunt to Northern France to see the Bayeux Tapestry. View the [brochure](#) for a complete list of the venues visited.



Above: at the British Library, Below: Hardwick Hall,
Left: at Berrington Hall



[Big Stitch and Feller Collection at Ashmolean Museum](#)

[A Thousand Fancies at Berrington Hall – Guest Blogger Christina Fairley Erickson](#)

[The Fabric of Life – Guest Bloggers Christina Fairley Erickson and Marilyn Olsen](#)

[The Magnificent British Library](#)

[Hunting for Medieval Embroidery](#)

[Feather Beds and Stone Cottages – by Gail Harker and Marilyn Olsen](#)

[Meeting Bess of Hardwick Hall](#)

November 2014

Level 2 Studies in Design, Hand and Machine Stitch wrapped up for the Bergamot class with an Open House on November 8th:

[Shared Visions – Open House](#)



Above: © Marilyn Olsen , Right: © Lexa Shaw

December 2014



The Bluebells (Level 2 Design, Hand and Machine Stitch) began in May and came for their second session in early December. Below: a sample by Terry Rammell



December 10th we held our second Textile Appreciation Morning at the Center. Announcement: Our next Textile Appreciation Morning will be held April 7, 2015.



[Story Telling at Textile Appreciation Day](#)



Barn House, in La Conner WA.