

New Online Format



**Take Your Design Skills
to a Higher Level**

**Online Level 2
Art and Design
Begins: June 30, 2025**

Level 2A Course Fee - \$395.00

© Therese Stein



**New students are recommended to have a prereq-
uisite of Level 1 Art and Design**

Email gail@gailcreativestudies.com for questions.

Level 2 Art and Design - Poplar

Online Schedule 2025 - 26

Level 2 Art and Design - Poplar

All classes **10:30 – 12:30**. PST. Tutorials will either be on class day or the day preceding or following class day. 30 minutes tutorial time will be scheduled in advance for each student who sends photos of ongoing class work and would like a tutorial.

Session 1 begins on Mon. June 30. All other sessions are on a Saturday.

2025 Art and Design Level 1A -

Session 1 – **June 30** - 10:30 - 12:30 - Intro., Supplies, Materials and Presentations

Session 2 - **July 26** - 10:30 - 12:30 - Presentations and tutorial

Session 3 - **Aug. 30** - 10:30 - 12:30 - Presentations

Session 4 - **Sept. 27** - 10:30 - 12:30 - Presentations

Session 5 - **Nov. 1** - 10:30 - 12:30 - Presentations and tutorial

Session 6 - **Nov. 29** - 10:30 - 12:30 - Presentations

Session 7 - **Jan. 11** - 10:30 - 12:30 - Presentations and tutorial

2026 Art and Design Level 1B -

Session 8 – **Feb.14** - 10:30 - 12:30 - Presentations

Session 9 – **Mar. 14** - 10:30 - 12:30 - Presentations

Session 10 – **Apr. 11** - 10:30 - 12:30 - Presentations and tutorial

Session 11 – **May 9** 10:30 - 12:30 - Presentations

Session 12 - **June 13** - 10:30 - 12:30 - Presentations

Session 13 - **July 11** - 10:30 - 12:30 - Presentations and tutorial

New Online Format

Studies in Art and Design - Level 2

Enrich your life, heighten your awareness, and open up a new world of creativity.

Students Come from all Walks of Life

Teachers, craftspeople, librarians, accountants, weavers, quilters, professional and amateur artists of textiles and paint, and in general anyone who has an interest have attended these courses. 99% of our students have no previous background in the field of art before they attend.

Develop Understanding of Art

Students learn by experimenting and practicing with a range of different art media (tools and materials) to try out concepts and also build an individual visual glossary. A range of diverse artwork is viewed and discussed in the classroom. Artwork exercises are analyzed to develop understanding. The concepts from this course are easily adaptable to a student's individual work.

About the Course

The number of sessions scheduled and the duration over which they are offered reflects the breadth and depth of the course content. Each class session is geared to the introduction of new material. The program assumes that each student will complete assigned work between sessions in order to stay abreast of the class. Those who successfully complete the program to the required standard will be awarded the Gail Harker Center for Creative Arts certificate.

Your Possibilities

*Level 2 is completed in **13 online sessions**. Comprehensive videos and PDFs are used in class and are available for students after each session.. Individual 1/2 hr. tutorials are additionally set for 5 sessions. See the schedule.*

Level 1 Art and Design is recommended as a requirement.



Level 1 Color

Students either need to have taken Level 1 Color or can work on the online course independently while taking the Level 2 Art and Design Course.

Gail

Studies in Art and Design – Level 2

- The topics are not in the order in which we will be working on them.
- Use Level 1 as a foundation along with new studies in Level 2.
- In Level 2 you will continue to work in 2 sizes of sketchbook
- **Explore and Create simple *themes and images* of landscape, water, rocks, plants, flowers and other living matter using new skills and techniques from Level 2 and also from level 1.**
- **Develop and create a *Circles Theme Sketchbook* that focuses on creating patterns and colors with geometric and/or organic starting points. Research historic circle designs.**
- **Explore background surfaces using fluid acrylics, and other *media* to add sheen, matte and textural surfaces**
- **Sample a **variety** of new art media and special effects in a sketchbook along with other familiar ones such as: colored pencils, gesso, molding paste, and other to include glues**
- **Papers, Paints and Collage - Create a colorful spectrum of hand painted acrylic papers that are also textural - to use for your art-work and also specifically for collage methods. Add dry media and designing techniques to your newly made colored paper such as gel pens, pastels, colored pencils and felt pens, furthering studies from Level 1**
- **Learn about transparencies, layering and inclusions**
- **Learn glue techniques to create a handmade book**
- **Take artists studies further to adapt techniques that designers can employ**

Studies in Art and Design - Level 1



The Tutor


Gail Harker, LCGI, is a Canadian who resided for nearly 20 years in Britain, until returning to the US in 1995. She moved to Britain in 1976 with her American husband and family. She studied art in Canada, England and Scotland. She completed both Parts 1 and 2 (Diploma) of the City and Guilds Design and Embroidery course with *Distinction* in both parts. She was awarded the Senior Qualification of Licentiate (LCGI) by the City & Guilds Institute. Gail has previously been a teacher of several City and Guilds Embroidery courses, and was, for several years, a City and Guilds External Verifier for various colleges in Great Britain. Since moving to the United States and for the past 25 years, she has taught and directed at the Arts Center she founded in Washington State. Students have participated in Certificate and Diploma Classes in Design and Embroidery from all parts of North America.



My Approach to Art and Design


My design approach developed through my own experience teaching design, textile and extended certificate courses to a variety of people over 30 years in the U.K., U.S. and Canada. I personally consider Art and Design to be one of the *Eight Wonders of the World*. Almost anyone can learn to wield a paintbrush, use a pencil, needle or learn art making skills and techniques. It is only when these skills are linked to art and design that we begin to understand what makes an artist.







Level 2 Art and Design



© Gail Harker - Colored Molding paste left
and landscape collage right




Level 2 Art and Design



Acrylics above

© Ruth Lane – right





Pages ready for other techniques




Small booklet with acrylic techniques © Gail Harker



Level 2 Art and Design





Study an Artist—left
Textural paper with
other media—below



The Circle Sketch Book

A variety of media will be used:

Fiber tip pens and markers, pencils, colored pencils, water color pencils, and acrylics, all in a 6 in. x 6 in. sketchbook




© Tesi Vaara Collage



© April Works—Collage



© Gail Harker—Resist Print





Course Fees, Charges, Payment, Terms and Conditions

Responsibility

Submission of the signed course registration form constitutes the student's acceptance of all terms and condition stated in the information supplied, and agreement that the Gail Harker Center for Creative Arts cannot be held responsible or liable to our students for any act of omission, or for any injury, illness, death, loss, accident, delay or irregularity which may be occasioned during the conduct of any course of study. We assume no responsibility for losses or additional expenses due to influences beyond our control. Personal effects and art supplies (are the sole responsibility of the student at all times.

We reserve the right to cancel any program in which case we are liable only for any fees paid to Gail Harker Center for Creative Arts. We reserve the right to reschedule any class or replace any tutor without refund to the student. We reserve the right to terminate a student's enrollment without refund in the event of unreasonable conduct on the part of the student.

Refund Policy

Refunds will be made under the following circumstances:

- A refund of 75% of fees paid (other than the nonrefundable deposit) will be made upon written application received at Gail Harker Center for Creative Arts no later than 60 days prior to the start of the first session.
- All fees will be refunded if for any reason the class is canceled before the start date.
- If, for any reason, sessions are canceled after the course has begun, refunds will be prorated based on instructional time completed versus time remaining.

Refunds will **not** be made under the following circumstances:

- **No refunds** will be made later than 60 days prior to start of the first session, due to the advance commitments demanded of the Center.
- No money will be refunded for sessions not attended. Tutorials can be rescheduled if there is a conflict and I have advance notice.
- No refunds will be made to any student who resigns during the course.

Student Costs Other Than Tuition

Students are financially responsible for purchasing all art materials and tools needed for this course. Guidance shall be provided for the basic materials required.

PO Box 1000, La Conner, Wa. 98257, La Conner, Wa.

Ph. 360 720 1919

gail@gailcreativestudies.com

www.gailcreativestudies.com

Live Mentored Online Format

Studies in Art and Design - Level 2A

Class Name Poplar - Begin Class Date: June 30, 2025

Course Fee - \$395.00

Registration

Name _____

Address:

City: _____ **State:** _____ **Zip/Postal Code:** _____

Home Phone: _____ **Work/Cell Phone:** _____

E-mails:

Your signature and date :

Online Payments

Our Center's online payments are made through our Pay Pal account. You do not need to have a PayPal account to make a payment. Payments can be made by Visa, Mastercard or Pay Pal.

**PO Box 1000, La Conner, Wa.
98257,**

Ph. 360 720 1919

gail@gailcreativestudies.com

www.gailcreativestudies.com

Live Mentored Online Format

Studies in Art and Design - Level 2B

Class Name Poplar- Begin Class Date: Feb. 14, 2026

Course Fee - \$350.00

Registration

Name _____

Address:

City: _____ **State:** _____ **Zip/Postal Code:** _____

Home Phone: _____ **Work/Cell Phone:** _____

E-mails:

Your signature and date :

Online Payments

Our Center's online payments are made through our Pay Pal account. You do not need to have a PayPal account to make a payment. Payments can be made by Visa, Mastercard or Pay Pal.

**PO Box 1000, La Conner, Wa.
98257,**

Ph. 360 720 1919

gail@gailcreativestudies.com

www.gailcreativestudies.com