




Level 1 Art and Design

Class name: Limes

© Patricia Ross



**Begins
July 16
2022**



© Sara Judith

See course dates: P.3

Level 1 Studies in Art and Design

New Beginnings in Art and Design – Level 1

Level 1 provides the basics and foundations for designing. Learning to understand and utilize art and design skills will answer all aspects of art creation whether on a miniature or large scale project.


Our Three New Art and Design Courses

For many years, I have taught within a large syllabus under the heading of a single two year course named: Level 3 Art and Design. The Covid experience has forced me to rethink how this course could be more manageable for students when taught online by creating smaller segments. I have now divided Level 3 into 3 separate courses and named them:

Level 1 Art and Design, Level 2 Art and Design and Level 3 Art and Design. Furthermore, each course has a different number of Units. Each of the courses lays a foundation for the next. The sessions are scheduled with a sufficient amount of time between each online meeting for students to complete their artwork. Each student will have an individual online tutorial either before or after most sessions. As classes progress and Covid disappears, I hope to plan extra optional studio classes in the form of a summer school., winter school etc. to supplement online courses.



Patricia Ross



© Bobbi Herrick

Level 1 Art and Design - Ways of Working

Each Session begins by viewing artwork from the previous session.

Begin a Working Sketchbook for course work. Much of the artwork is done with either a sketchbook, black and white paper, tracing paper, graph paper, scissors, pencils and colored pencils, pens and felt pens.

Design Glossary – Begin a new vocabulary that replaces words and expressions like: *I like that* with more substantial descriptions of artworks.

Prerequisites: Anybody can do this course. No special skills are needed

Level 1 Art and Design

Schedule Level 1 Art and Design

Class Name: Limes

All class sessions 10:30 – 12:30.

Individual Tutorials will either be on the day before class day, on actual class day or the day following this. This will be determined at a later date. 3/4 hr. tutorial time will be scheduled in advance.

2022

Session 1 – July 16	10:30 - 12:30
Session 2 – Aug. 20	10:30 - 12:30 + individual Tutorial Aug. 19 or 20
Session 3 – Sept. 17	10:30 - 12:30 + individual Tutorial Sept. 16 or 17
Session 4 – Nov. 5	10:30 - 12:30 + individual Tutorial Nov. 4 or 5
Session 5 – Dec. 3	10:30 - 12:30 + individual Tutorial Dec. 2 or 3

2023

Session 6 - Jan. 14	10:30 - 12:30 + individual Tutorial Jan. 13, 14Feb.
Session 7 - Feb. 25	10:30 - 12:30 + individual Tutorial Feb. 24 or 25
Session 8 - Apr. 1	10:30 - 12:30 + individual Tutorial Mar. 31 or Apr1

Course Fee- \$525.00

Enrich your life, heighten your awareness, and open up a new world of creativity.

Students Come from all Walks of Life

Teachers, craftspeople, librarians, accountants, weavers, quilters, professional and amateur artists of textiles and paint, and in general anyone who has an interest have attended these courses. 99% of our students have no previous background in the field of art before they attend.

Develop Understanding of Art

Students learn by looking at and practicing with a range of different art medium (tools and materials) to try out concepts and also build their own individual visual glossary. A range of diverse artwork is viewed and discussed in the classroom. Artwork exercises are analyzed to develop understanding. The concepts from this course are easily adaptable to student's individual work.


About the Course

The number of sessions scheduled and the duration over which they are offered is a reflection of the breadth and depth of the content this course covers. Each class session is geared to the introduction of new material. The program assumes that each student will complete assigned work between sessions in order to stay abreast of the class. Those who successfully complete the program to the required standard will be awarded the Gail Harker Center for Creative Arts certificate.



Your Possibilities

Level 1 is completed in 8 online sessions. Comprehensive videos and PDFs are used in class and are available for students after each session.. Send me an email if you would like to discuss if this course is for you. Gail



© Leah Kaufman

Level 1, 2 and 3

Studies in Art and Design

Studies in Art and Design - Level 1

This course is now available

Unit 1 - Shapes and Spaces, Where to Start, The Frame, Simplify, Edit and Stylize - *Refer to Level 1 P. 4 to read More*

Unit 2 - The Elements of Art and Design in a Sketchbook The development of Dots, Lines, Patterns, Textures and Shapes

Unit 3 - Focus: Color, Value and Proportion in hand painted paper. A short visual Historical Study of Stripes and Checks. Using a small paintbrush.

A Study showing Systematic Color Schemes.

Studies in Art and Design - Level 2

more detail coming soon

Unit 1 - Development of a small Themed Sketchbook based on a Circle

Unit 2 - Small scale Collage and dimensional collage . Using new tools.

Unit 3 - Sampling a variety of Medium in a sketchbook - colored pencils, acrylic, gesso, oil pastels, resists and other to include glues

Unit 4 - Working with Themes: trees, flowers, landscape, geological

Unit 5 - Printing with rubber stamps, designing stamps, stencils

Unit 6 - Study an Artist

Studies in Art and Design - Level 3 more detail to be added

more detail coming soon

Unit 1 - Research and Illustrate an Historical theme .

Unit 2 - how to Research a visual inspirational subject or theme

The student will choose a favorite subject or a theme that can be used as a source of design inspiration.

Unit 3 - Designing covers for sketchbooks

Unit 4 - Students will work through the design process as learnt in Level 1 and 2 using chosen methods and techniques, simplifications and organizations. A series of individual tutorials assists the student to create in an individual style. Presentation styles will vary.

L1 Studies in Art and Design - the Course



Level 1 Art and Design Overview

Here are the subjects that will be defined, explored, expanded and designed with in this area of study.

Designing with a Frame

Finding a format that suits an image

How to compose with Shapes, Spaces and Frames

Composing with a view finder

Composing with your camera or I phone

Composing with your computer / I Pad

Shapes and Spaces

The Power of Basic Shapes

What to Look for

Design with one image first

Positive and Negative Shapes and Spaces

Create Interest in Positive and Negative Shapes

Simplify, Edit and Stylize

The Fine Art of Tracing

Tracing as an evolutionary stage of designing


Editing and Simplifying images

Simple Doodling and Drawing

The Elements of Art and Design

Begin a Sketchbook. A series of *extensive* exercises using Dot, Line, Texture, Color, Shape and Pattern.

Create hand colored paper for small stripes and weavings showing Color, Values and Proportion



Artwork on page: ©Bobbi Herrick



Studies in Art and Design - Level 1




© Nancy Brones



© Christina Fairley Erickson

Elements of Art and Design in Sketchbook Study

Explore The Elements of Art and Design in a sketchbook with photos and your own playful doodling illustrations. Learn about art symbolism as you progress.



© Sara Judith

Course Aims

- * Create your own customized library of designs and effects using a variety of media.
- * Understand basic design and execution of it.
- * Gain a working knowledge of a limited range of tools, materials and art media.
- * Explore and experiment with many aspects of design.
- * Learn to document and evaluate one's own work
- * Develop sketchbooks and notebooks to explore and display ideas.
- * Begin a collection of the Principles and Elements of Art and Design
- * Make original items to a high standard of design

Studies in Art and Design - Level 1



The Tutor

Gail Harker, LCGI, is a Canadian who resided for nearly 20 years in Britain, until returning to the US in 1995. She moved to Britain in 1976 with her American husband and family. She studied art in Canada, England and Scotland. She completed both Parts 1 and 2 (Diploma) of the City and Guilds Design and Embroidery course with *Distinction* in both parts. She was awarded the Senior Qualification of Licentiate (LCGI) by the City & Guilds Institute. Gail has previously been a teacher of several City and Guilds Embroidery courses, and was, for several years, a City and Guilds External Verifier for various colleges in Great Britain. Since moving to the United States and for the past 25 years, she has taught and directed at the Arts Center she founded in Washington State. Students have participated in Certificate and Diploma Classes in Design and Embroidery from all parts of North America.



My Approach to Art and Design

My design approach developed through my own experience teaching design, textile and extended certificate courses to a variety of people over 30 years in the U.K., U.S. and Canada. I personally consider Art and Design to be one of the *Eight Wonders of the World*. Almost anyone can learn to wield a paintbrush, use a pencil, needle or learn art making skills and techniques. It is only when these skills are linked to art and design that we begin to understand what makes an artist.





P.O. Box 1000
La Conner, WA 98257
Phone (360) 7201919
gail@gailcreativestudies.com
www.gailcreativestudies.com