

New Online Format



Online


Level 1 Art and Design

Elderberries



© Patricia Ross

**Begins
Feb. 13
2023**



© Sara Judith

**Enrich your life, heighten
your awareness, and open up
a new world of creativity.**

Students Come from all Walks of Life

Teachers, craftspeople, librarians, accountants, weavers, quilters, professional and amateur artists of textiles and paint, and in general anyone who has an interest have attended these courses. 99% of our students have no previous background in the field of art before they attend.

Develop Understanding of Art

Students learn by looking at and practicing with a range of different art medium (tools and materials) to try out concepts and also build their own individual visual glossary. A range of diverse artwork is viewed and discussed in the classroom. Artwork exercises are analyzed to develop understanding. The concepts from this course are easily adaptable to student's individual work.


About the Course

The number of sessions scheduled and the duration over which they are offered is a reflection of the breadth and depth of the content this course covers. Each class session is geared to the introduction of new material. The program assumes that each student will complete assigned work between sessions in order to stay abreast of the class. Those who successfully complete the program to the required standard will be awarded the Gail Harker Center for Creative Arts certificate.



Your Possibilities

Level 1 is completed in 13 online sessions. Comprehensive videos and PDFs are used in class and are available for students after each session.. Each session has an individual tutorial for students. Send me an email if you would like to discuss if this course is for you. Gail



© Leah Kaufman

Level 1 Art and Design - Elderberry

Revised Online Schedule

All classes **10:30 am – 12:30 pm**. Tutorials will either be on class day or the day preceding or following this. 30 minutes will be scheduled in advance.

2023

Session 1 – **Feb. 13** - 10:30 - 12:30 - Intro. to supplies and materials and course management - **Special Presentation**

Session 2 - **Mar. 23** - 10:30 - 12:30 - online lesson

Session 3 - **March 27**- 10:30 - 12:30 **Special Presentation Review** - discussion of student work

Session 4 - **May 1** 10:30 - 12:30 - lesson+ individual tutorial on May 1 or 2

Session 5 - **May 3** - 10:30 - 12:30 - **Special Presentation**

Session 6 - **June 12** - 10:30 - 12:30 **Special Presentation Review** - discussion of student work individual Tutorial June 12 or 13

Session 7 – **July 10** - 10:30 - 12:30 lesson+ individual Tutorial July 10 or 11

Session 8– **Aug. 4** - 10:30 - 12:30 lesson + individual Tutorial on Aug. 3 or 4

Session 9 – **Aug. 15** - 10:30 - 12:30 **Special Presentation Review** - discussion of student work

Session 10 – **Sept. 18** -10:30 - 12:30 lesson + individual Tutorial Sept. 18 or 19th

Session 11 - **Oct. 30** - 10:30 - 12:30 lesson + individual Tutorial - Oct. 30 or 31

Session 12 - **Dec. 8** - 10:30 - 12:30 lesson + individual Tutorial - Dec. 8 or 9

2024

Session 13 - **Jan.12** - 10:30 - 12:30 **Special Presentation Review** of Course work

Level 1 Studies in Art and Design **Elderberries**

New Beginnings in Art and Design – Level 1

Level 1 provides the basics and foundations for designing. Learning to understand and utilize art and design skills will answer all aspects of art creation whether on a miniature or large scale project.




Patricia Ross

Level 1 Art and Design - Ways of Working

There are *Special Presentations* between some of the online lessons and tutorials. Students will have an opportunity to see what others have done to further enhance understanding. Additionally I will describe and analyze exercises as we view them. This is an opportune time to ask questions and discuss art at this level.

Begin a Working Sketchbook for course work. Much of the artwork is done with either a sketchbook, black and white paper, tracing paper, graph paper, scissors, pencils and colored pencils, pens and felt pens.

Design Glossary – Begin a new vocabulary that replaces words and expressions like: *I like that* with more substantial descriptions of artworks.



© Bobbie Herrick

Studies in Art and Design - Level 1




© Nancy Brones



© Christina Fairley Erickson

Elements of Art and Design in Sketchbook Study

Explore The Elements of Art and Design in a sketchbook with photos and your own playful doodling illustrations. Learn about art symbolism as you progress.



© Sara Judith

Course Aims

- * Create your own customized library of designs and effects using a variety of media.
- * Understand basic design and execution of it.
- * Gain a working knowledge of a limited range of tools, materials and art media.
- * Explore and experiment with many aspects of design.
- * Learn to document and evaluate one's own work
- * Develop sketchbooks and notebooks to explore and display ideas.
- * Begin a collection of the Principles and Elements of Art and Design

L1 Studies in Art and Design - the Course



Level 1 Art and Design Overview

Here are the subjects that will be defined, explored, expanded and designed with in this area of study.

Designing with a Frame

Finding a format that suits an image

How to compose with Shapes, Spaces and Frames

Composing with a view finder

Composing with your camera or I phone

Composing with your computer / I Pad

Shapes and Spaces

The Power of Basic Shapes

What to Look for

Design with one image first

Positive and Negative Shapes and Spaces

Create Interest in Positive and Negative Shapes

Simplify, Edit and Stylize

The Fine Art of Tracing

Tracing as an evolutionary stage of designing

Editing and Simplifying images

Simple Doodling and Drawing

The Elements of Art and Design

Begin a Sketchbook. A series of *extensive* exercises using Dot, Line, Texture, Color, Shape and Pattern.

Create hand colored paper for small stripes and weavings showing Color, Values and Proportion



Artwork on page: ©Bobbi Herrick



Sketchbook Studies

Line Patterns



Level 1 Art and Design—felt Pens—Karen Greene

Studies in Art and Design - Level 1



The Tutor

Gail Harker, LCGI, is a Canadian who resided for nearly 20 years in Britain, until returning to the US in 1995. She moved to Britain in 1976 with her American husband and family. She studied art in Canada, England and Scotland. She completed both Parts 1 and 2 (Diploma) of the City and Guilds Design and Embroidery course with *Distinction* in both parts. She was awarded the Senior Qualification of Licentiate (LCGI) by the City & Guilds Institute. Gail has previously been a teacher of several City and Guilds Embroidery courses, and was, for several years, a City and Guilds External Verifier for various colleges in Great Britain. Since moving to the United States and for the past 25 years, she has taught and directed at the Arts Center she founded in Washington State. Students have participated in Certificate and Diploma Classes in Design and Embroidery from all parts of North America.



My Approach to Art and Design

My design approach developed through my own experience teaching design, textile and extended certificate courses to a variety of people over 30 years in the U.K., U.S. and Canada. I personally consider Art and Design to be one of the *Eight Wonders of the World*. Almost anyone can learn to wield a paintbrush, use a pencil, needle or learn art making skills and techniques. It is only when these skills are linked to art and design that we begin to understand what makes an artist.

