

# Dye Fabric and Threads

## All about **Color**



This is the Dye/  
Color Unit from:  
Studies in Design  
and Experimental  
Stitch Level 2



**Session 1**  
**Studio**  
**Oct. 15 - 19**

*This course is the foundation for all fabric and stitch courses at our center. Make time for the journey and join us at the studio. Course fee \$645.00*

*Sess. 1 Studio — Oct. 15-19,      Sess. 2 online: Nov. 3      Sess.3 online: Nov. 25*

*Studio session hours: 10:00a.m. - 4:30 p.m. Online Sessions are from 10:30 to 12:30*

# Color in Nature



Feel the fragility!

Dye Earth's Gentle or Bright Colors

# Dye Fabric and Threads

## with Procion Mx

*This course is the foundation of all fabric and stitch courses at our center. Make time for the journey!*

- Learn more about color than you ever thought possible and work confidently with it
- Learn about Color Theory - using brights, tints and shades to develop a sensitive palette of values. Document your findings.
- Use earth's gentle color (neutralized) schemes or the more vibrant brighter schemes. Find out how to create colors from the world around you or those that you just like.
- Begin a Sketchbook to document all of the wonderful things that happen with color.



- Create a prismatic (bright) and a neutralized (paler, darker or duller) color wheel from dyed fabric and create small fabric pieces in the same colors.
- Learn to prepare and dye **specialized fabrics** that can be used afterwards for quilters and stitchers (embroiderers). We will be dyeing small pieces of fabric particularly for samples the class will be working on after Session 1.
- Learn the stages of thread preparation and dyeing methods we have used so successfully at our studios .
- Learn about the Systematic Color Schemes and why they create so many unique sets of colors that you wouldn't have previously known or considered.
- Create many of the Systematic Color Schemes using dyed fabrics, overlays of sheers and applique
- Learn to create colors by layering fabrics and placing the right colors in best proportions next to each other.

## **Make Organic Art from Color, Line, and Tex- ture**

- **Learn about Systematic Color Schemes in a Color sketchbook .**
- **Learn to trust your own reactions to the way color is applied.**
- **Develop a number of different types of color schemes through use of the color wheel, values, saturation and contrast.**
- **Apply color skills to collage, applique and stitch**
- **Your sketchbook and dyed fabrics will be a source of knowledge and inspiration for years to come !**





Student Sketchbook—Systematic Color Scheme




Students in the classroom dyeing threads



**Examples of  
Developing  
Color Stud-  
ies using  
Dyes, fab-  
rics and  
threads.**



## Dye Fabric and Threads - All About Color



### **Gail Harker, LCGI,**

Gail is a Canadian who resided for nearly 20 years in Britain, until returning to the US in 1995. She moved to Britain in 1976 with her American husband and family. She studied art in Canada, England and Scotland. She completed both Parts 1 and 2 (Diploma) of the City & Guilds Design and Embroidery course with *Distinction* in both parts. She was awarded the Senior Award of Licentiate (LCGI) by the City & Guilds Institute. Gail has previously taught City & Guilds Embroidery courses, and was, for many years, a City & Guilds External Verifier for various colleges in Great Britain. She has authored five books: *Embroidery Skills: Machine Embroidery* (published internationally in five languages), *Fairy Tale Quilts and Embroidery*, *Christmas Stitches*, *Creative Machine Embroidery* and *Tassel Making*. She is a contributing author to: *Starting to Stitch Creatively* (Batsford and the *Merehurst Book of Needlework*. Since moving to the United States she has directed and taught at the Arts Center she founded in Washington State - Gail Harker Center for Creative Arts. She has taught Certificate and Diploma Courses in Design and Embroidery to hundreds of students from all parts of North America.

### **My Approach to Color**


My approach to dyeing fabric and threads developed through my own experience teaching design, textile and extended certificate courses to a variety of people over 30 years in the U.K., U.S. and Canada. There are so many different ways to approach color. I consider Color to be one of the most important elements of art and design and have developed an extensive color course for our students. The visual effects are so exciting and limitless. Gail



## Dye Fabric and Threads - All About Color

Part of the Certificate Program in Design and Experimental Hand Stitch 201

### Schedule




#### Sessions Timetable

**Session 1 - Oct. 15 -19** - will be 5 instructional days at the studio in La Conner. 10:00 a.m.– 4:30 p.m.

**Session 2 - Nov. 3** - Online Session:10:30 am to 12:30 pm


**Session 3 - Nov. 25** - Online Session:10:30 am to 12:30 pm

Session 2 and 3 will review student work from photos, class discussion with NEW Course material using Power Point Presentations and Videos.



Tesi Vara





## Course Fees, Charges, Payment, Terms, and Conditions

### Responsibility

Submission of the signed course registration form constitutes acceptance of all terms and conditions stated in the information supplied, and agreement that the Gail Harker Center for Creative Arts cannot be held responsible or liable to our students for any act of omission, or for any injury, illness, death, loss, accident, delay or irregularity which may be occasioned during the course of any course of study. We assume no responsibility for losses or additional expenses due to influences beyond our control. Personal effects and art supplies (other than art materials supplied for classroom instruction) are the sole responsibility of the student at all times. We reserve the right to cancel any program in which case we are liable only for any fees paid to Gail Harker Center for Creative Arts. We reserve the right to re-schedule any class or replace any instructor without refund to the student.

### Refund Policy

Refunds will be made under the following circumstances:

- \* A refund of 75% of fees paid will be made upon written application received at Gail Harker Center for Creative Arts no later than 60 days prior to the start of the first session.
- \* All fees will be refunded if for any reason the class is canceled before the start date.
- \* If, for any reason, sessions are canceled after the course has begun, refunds will be prorated based on instructional time completed versus time remaining.

Refunds will **not** be made under the following circumstances

- \* No refunds will be made later than 60 days prior to start of the first session, because of the advance commitment demanded of the Center.
- \* No money will be refunded for sessions not attended.
- \* No refunds will be made to a student who resigns mid-course.

## Materials and Supplies

**Lab Materials** - The course will require an additional financial commitment for dyes, paints, and other art materials. It is not possible to estimate the costs, but prospective students should allow approximately \$30

**Personal Supply of Materials** - Please note that each student will need to maintain their own personal supply of basic materials, tools, and implements for use in completing assessments at home. Classroom materials may be used for working sampling ideas in the classroom, but not for projects at home. **Travel, Food, and Accommodation** - Students will be individually responsible for all associated costs and expenses such as: travel, accommodation, meals, etc. 30 days prior to the course start date, we will contact you via e-mail to confirm the class. Please do not confirm travel arrangements until you have heard from us.

*Please Note: Classes tend to fill up very quickly. Late enrollments may be accepted, but places cannot be guaranteed. Course participants must make all arrangements for their own travel and accommodations.*

**P.O. Box 1000, La Conner, WA 98257**

**Phone (360) 720 - 1919**

**Email: [gail@gailcreativestudies.com](mailto:gail@gailcreativestudies.com)**

## **All About Color - Dye Fabric and Threads \$645.00**

**Color Unit from Studies in Design and Experimental Stitch Level 2**

### **Registration - Lotus**

Name (as you prefer to be called) \_\_\_\_\_

Address \_\_\_\_\_

City \_\_\_\_\_ State \_\_\_\_\_ Zip/Postal Code \_\_\_\_\_

Home Phone : \_\_\_\_\_ work/cell ph. \_\_\_\_\_

Emails: \_\_\_\_\_

Date of Birth (written out Ex. 19 march 1925) \_\_\_\_\_

Signature	Date

#### **Online Payments**

Our Center's online payments are processed securely through our Pay Pal account. You do not have to have a Pay Pal account to make a payment. Payments can be made by Visa, Mastercard or Pay Pal.