

Online Evening PST - 6-8PM
Art and Design Level 1A&B
Class Name - Juniper



Course Aims

- * Create your own customized library of designs and effects using a variety of media.
- * Understand basic design and execution of it.
- * Gain a working knowledge of a limited range of tools, materials and art media.
- * Explore and experiment with many aspects of the elements of art and design.
- * Learn to document and evaluate one's own work



© Leah Kaufman

Level 1A
Begins
Nov. 3, 2025

Level 1A Course Fee - \$395.00

P 1 - Course Aims

P2 - Your Possibilities

P3 & 4 - Description of Level 1A

P5 - Description of Level 1B

P 6 - The Tutor

P7 - Online Schedules

P 8,9 & 10 - Registrations for 1A & 1B

P11 Payments, Terms and Conditions

Art and Design - Level 1 - Your Possibilities

Enrich your life, heighten your awareness, and open up a new world of creativity.

Students from all Walks of Life

Teachers, craftspeople, librarians, accountants, weavers, quilters, professional and amateur artists of textiles and paint, and in general anyone who has an interest have attended these courses. 99% of our students have no previous background in the field of art before they attend.

Develop Understanding of Art

Students learn by looking at and practicing with a range of different art media (tools and materials) to try out concepts and also build their own individual visual glossary. A range of diverse artwork is viewed and discussed in the classroom. Artwork exercises are analyzed to develop understanding. The concepts from this course are easily adaptable to student's individual work.

About the Course

The number of sessions scheduled and the duration over which they are offered is a reflection of the breadth and depth of the content this course covers. Each class session is geared to the introduction of new material.

Those who successfully complete the program - level 1A and Level 1B to the required standard will be awarded the Gail Harker Center for Creative Arts Level 1 Art and Design certificate.



© Nancy Brones

Your Possibilities And Prerequisites

Anybody can do these courses. No special skills are needed.

Level 1A is completed in 7 online sessions. If you are new to design, register for this one first.

Level 1B is completed in 6 sessions and may be registered for at the same time as Level 1A or closer to the start time of the Level 1B sessions.

Description of Level 1A - Art and Design

New Beginnings in Art and Design – Level 1A

Level 1 provides the basics and foundations for designing. Learning to understand and utilize art and design skills will answer all aspects of art creation whether on a miniature or large scale project.




Elements of Art and Design in Sketchbook Study

- * Explore The Elements of Art and Design in sketchbooks with photos and your own playful doodling illustrations. Learn about art symbolism as you progress. Develop sketchbooks and notebooks to explore and display ideas. Much of the artwork is done with either a sketchbook, black and white paper, tracing paper, graph paper, scissors, pencils and colored pencils, pens and felt pens.

Ways of Working

Videos and power point presentations are part of each online session. Students are then given access to presentation and materials after each session. Exercises will be analyzed and described as they are presented. This is an opportunity to ask questions and discuss art.

Design Glossary – Learn a new way of understanding and expressing what you see and feel about an artwork. Begin a new vocabulary that replaces words and expressions like: *I like that* with more substantive descriptions of artworks.



© Leah Kaufman



© Christina Fairley Erickson

Description of L1A - Art and Design



Level 1 A Art and Design Overview

Here are the subjects that will be defined, explored, expanded and designed within this area of study.

Designing with a Frame

Finding a format that suits an image

How to compose with Shapes, Spaces and Frames

Composing with a view finder

Composing with your camera or I phone

Composing with your iPhone and iPad

Shapes and Spaces

The Power of Basic Shapes

Design with one image first

Positive and Negative Shapes and Spaces

Closed and Open Shapes

Counterchange

Simplify, Edit and Stylize

The Fine Art of Tracing

Tracing as an evolutionary stage of designing


Editing and Simplifying images

Simple Doodling and Drawing

Elements of Art and Design

Begin a Sketchbook. A series of *extensive* exercises using Dot, Line, Texture, Color, Shape and Pattern.

Create hand colored paper for small stripes and weavings showing Color, Values and Proportion



Artwork on page: ©Bobbie Herrick

Description of L1B Art and Design

Here are the subjects that will be defined, explored, expanded and designed within this area of study.

Contrasts of Color

Saturated Hues and Neutrals

One color – many hues

Color Schemes

Learn how to Analyze and Study an Artist

Exploding Shapes

Simplified Collage

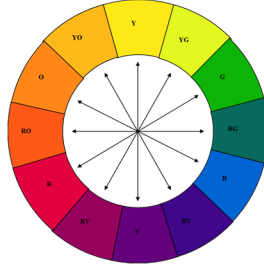
What is a Journal (Sketchbook?) Working with a Simple Theme in a Sketchbook

Use a variety of art and design elements to express theme ideas





Level 1 Art and Design Course



The Tutor

Gail Harker, LCGI, is a Canadian who resided for nearly 20 years in Britain, until returning to the US in 1995. She moved to Britain in 1976 with her American husband and family. She studied art in Canada, England and Scotland. She completed both Parts 1 and 2 (Diploma) of the City and Guilds Design and Embroidery course with *Distinction* in both parts. She was awarded the Senior Qualification of Licentiate (LCGI) by the City & Guilds Institute. Gail has previously been a teacher of several City and Guilds Embroidery courses, and was, for several years, a City and Guilds External Verifier for various colleges in Great Britain. Since moving to the United States and for the past 25 years, she has taught and directed at the Arts Center she founded in Washington State. Students have participated in Certificate and Diploma Classes in Design and Embroidery from all parts of North America.



My Approach to Art and Design

My design approach developed through my own experience teaching design, textile and extended certificate courses to a variety of people over 30 years in the U.K., U.S. and Canada. I personally consider Art and Design to be one of the *Eight Wonders of the World*. Almost anyone can learn to wield a paintbrush, use a pencil, needle or learn art making skills and techniques. It is only when these skills are linked to art and design that we begin to understand what makes an artist. *Gail Harker*



Art and Design Course Level 1 - Juniper

Online Evening Schedule - 1A + 1B - 2025, 2026

All classes **6pm – 8pm - PST** Specific sessions (see schedule below) include a personal individual tutorial. Individual Tutorials will either be on class day or the day preceding or following class day. 30 minutes tutorial time will be scheduled in advance for each student who sends photos of ongoing class work. There are separate Registration forms for Level 1A and Level 1B.

Art and Design Level 1A - 7 online sessions

2025

Session 1 - **Nov. 3** - 6pm – 8pm - presentations

Session 2 - **Dec. 2** - 6pm – 8pm - presentations

2026

Session 3 - **Jan. 13** - 6pm – 8pm - presentations + individual tutorial

Session 4 - **Feb. 3** - 6pm – 8pm - presentations

Session 5 - **Mar. 3** - 6pm – 8pm - presentations + individual tutorial

Session 6 - **April 7** - 6pm – 8pm - presentations

Session 7 - **May 5** - 6pm – 8pm - presentations + individual tutorial

Art and Design Level 1B - 6 online sessions

2026

Session 8 - **June 2** 6pm – 8pm presentations

Session 9 - **July 7** 6pm – 8pm - presentations

Session 10 - **Aug. 4** 6 pm – 8pm - presentation + individual tutorial

Session 11 - **Sept. 8** 6pm – 8pm - presentation

Session 12 - **Oct. 6** 6pm – 8pm - presentation + individual tutorial

Session 13 - **Nov. 3** 6pm – 8pm Presentation & individual Tutorial

Art and Design - Level 1A

Class Name Juniper - Begin Class Date: Nov. 3, 2025

Course Fee - \$395.00

Registration - Juniper

Name _____

Address:

City: _____ **State:** _____ **Zip/Postal Code:**

Home Phone: _____ **Work/Cell Phone:** _____

E-mails:

Your signature and date :

Online Payments

Our Center's online payments are made through our Pay Pal account. You do not need to have a PayPal account to make a payment. Payments can be made by Visa, Mastercard or Pay Pal.

**PO Box 1000, La Conner, Wa.
98257,**

Ph. 360 720 1919

gail@gailcreativestudies.com

www.gailcreativestudies.com

Art and Design - Level 1B

Class Name Juniper - Begin Class Date: June 2 - 2026

Course Fee - \$350.00

Registration - Juniper

Name _____

Address:

City: _____ **State:** _____ **Zip/Postal Code:**

Home Phone: _____ **Work/Cell Phone:**

E-mails:

Your signature and date :

Online Payments

Our Center's online payments are made through our Pay Pal account. You do not need to have a PayPal account to make a payment. Payments can be made by Visa, Mastercard or Pay Pal.

**PO Box 1000, La Conner, Wa.
98257,**

Ph. 360 720 1919

gail@gailcreativestudies.com

www.gailcreativestudies.com

Art and Design - Level 1B Special

Class Name Juniper - Begin Class Date: June 2 - 2026

Course Fee - \$350.00

Discount fee - \$300.00

Pay L1B at the same time as L1A and receive a discount of \$50.00. as shown above

Registration - Juniper

Name _____

Address:

City: _____ **State:** _____ **Zip/Postal Code:**

Home Phone: _____ **Work/Cell Phone:**

E-mails:

Your signature and date :

Online Payments

Our Center's online payments are made through our Pay Pal account. You do not need to have a PayPal account to make a payment. Payments can be made by Visa, Mastercard or Pay Pal.

**PO Box 1000, La Conner, Wa.
98257,**

Ph. 360 720 1919

gail@gailcreativestudies.com

www.gailcreativestudies.com

Course Fees, Charges, Payment, Terms and Conditions

Responsibility

Submission of the signed course registration form constitutes the student's acceptance of all terms and condition stated in the information supplied, and agreement that the Gail Harker Center for Creative Arts cannot be held responsible or liable to our students for any act of omission, or for any injury, illness, death, loss, accident, delay or irregularity which may be occasioned during the conduct of any course of study. We assume no responsibility for losses or additional expenses due to influences beyond our control. Personal effects and art supplies (are the sole responsibility of the student at all times.

We reserve the right to cancel any program in which case we are liable only for any fees paid to Gail Harker Center for Creative Arts. We reserve the right to reschedule any class or replace any tutor without refund to the student. We reserve the right to terminate a student's enrollment without refund in the event of unreasonable conduct on the part of the student.

Refund Policy

Refunds will be made under the following circumstances:

- A refund of 75% of fees paid (other than the nonrefundable deposit) will be made upon written application received at Gail Harker Center for Creative Arts no later than 60 days prior to the start of the first session.
- All fees will be refunded if for any reason the class is canceled before the start date.
- If, for any reason, sessions are canceled after the course has begun, refunds will be prorated based on instructional time completed versus time remaining.

Refunds will **not** be made under the following circumstances:

- **No refunds** will be made later than 60 days prior to start of the first session, due to the advance commitments demanded of the Center.
- No money will be refunded for sessions not attended. Tutorials can be rescheduled if there is a conflict and I have advance notice.
- No refunds will be made to any student who resigns during the course.

Student Costs Other Than Tuition

Students are financially responsible for purchasing all art materials and tools needed for this course. Guidance shall be provided for the basic materials required.

PO Box 1000, La Conner, Wa. 98257, La Conner, Wa.

Ph. 360 720 1919

gail@gailcreativestudies.com

www.gailcreativestudies.com